

imagine



STUDIO

healthscapes

Healthscapes' IMAGINE, designed by Jim Barefoot, offers seating solutions in guest, tandem, bariatric, lounge and benches, plus complementary occasional tables. Available in maple, IMAGINE comes standard with a Q Guard silver ion anti-microbial protective finish for an added assurance of durability in healthcare environments.



*inset shown*

connector middle table 7488-11

IMAGINE guest and tandem seating feature a panel arm with hand grip opening. Wood arms accent each unit and gracefully continue to create the front legs for a seamless visual design. IMAGINE's beneficial wall-saver feature is a result of the angled rear legs. Connector tables are versatile pieces that can be used to create a variety of multiple seating configurations.

guest seating  
tandem seating  
panel arm



imagine shown above

- |                                   |         |
|-----------------------------------|---------|
| guest chair - panel arm           | 7420-15 |
| connector middle table - wood top | 7488-11 |
| 2 seat tandem - panel arm         | 7422-00 |
| bariatric guest chair - panel arm | 7425-31 |
| 3 seat tandem - panel arm         | 7423-00 |
| connector end table - wood top    | 7487-11 |



*insets shown*

- |                         |         |
|-------------------------|---------|
| guest chair - panel arm | 7420-15 |
| connector end table     | 7487-11 |

IMAGINE lounge seating includes a chair, loveseat and sofa in a choice of panel arms or open arms. Black polyurethane arm caps are also an available option on all seating pieces. Complementing the IMAGINE seating are five occasional table choices — round end, round cocktail, sofa, corner and cocktail — each available in wood or laminate tops.



Select from thirteen standard wood finishes and eight laminates with custom wood matching available for no additional charge and no minimum order requirement.

*insets shown*

lounge chair - open arm

7430-11

lounge chair - open arm  
black polyurethane arm

7430-19

lounge seating  
panel arm  
occasional tables



imagine *shown above*

- |                                 |         |
|---------------------------------|---------|
| lounge chair - panel arm        | 7440-11 |
| round end table - wood top      | 7480-30 |
| sofa - panel arm                | 7443-11 |
| loveseat - panel arm            | 7441-11 |
| round cocktail table - wood top | 7480-20 |



*inset shown*


sofa table - wood top 7480-90

In addition to the panel arm option, IMAGINE guest and tandem seating is also offered with open wood arms. Available in a guest chair, two-seat tandem and three-seat tandem, the open arm version creates a spacious feeling in any environment. Black polyurethane arms are an additional arm option.



*insets shown*

guest chair clean-out area



connector corner table - 7489-17  
laminate top

All IMAGINE seating features a clean-out seat for easy maintenance. IMAGINE occasional tables are offered with wood tops or can be specified with laminate tops for an added level of surface protection when needed.

guest seating  
tandem seating  
open arm  
occasional tables



imagine *shown above*

- |  |         |
|--|---------|
| 2 seat tandem - open arm, black polyurethane arm | 7412-19 |
| connector corner table - laminate top            | 7489-17 |
| 3 seat tandem - open arm, black polyurethane arm | 7413-19 |
| guest chair - open arm                           | 7410-11 |
| corner table - wood top                          | 7480-60 |
| cocktail table - wood top                        | 7480-70 |



*inset shown*

corner table - laminate top 7480-67

To complement its other guest and tandem seating selections, IMAGINE includes a choice of bariatric guest chairs — available in three widths and two arm options, open and panel with optional black polyurethane arms. Bariatric benches, offered in three lengths, provide an additional seating solution.



*imagine shown above*

bariatric chair - open arm 7415-41

bariatric chair - open arm 7415-31

bariatric chair - open arm 7415-21

bariatric bench 7451-11

*inset shown*

bariatric chair 7415-21

bariatric guest seating  
open arm  
benches



healthscapes

*inset shown*

bariatric bench detail

# imagine

## guest seating

healthscapes

guest chair	7410-11	24.25w	26.25d	32.75h
<i>open arm</i>	seat height	19.00h		
	arm height	27.00h		
	interior arm height	8.00h		
	interior	20.25w	18.75d	16.50h

also available


guest chair - *open arm, black polyurethane arm* 7410-19



2 seat tandem	7412-19	46.50w	26.25d	32.75h
<i>open arm</i>	seat height	19.00h		
<i>black</i>	arm height	27.50h		
<i>polyurethane arm</i>	interior arm height	8.50h		

also available


2 seat tandem - *open arm* 7412-00



3 seat tandem	7413-19	68.75w	26.25d	32.75h
<i>open arm</i>	seat height	19.00h		
<i>black</i>	arm height	27.50h		
<i>polyurethane arm</i>	interior arm height	8.50h		

also available


3 seat tandem - *open arm* 7413-00



connector corner table - <i>laminated top</i>	7489-17	38.75w	24.75d	14.75h
---	---------	--------	--------	--------

also available

connector corner table - *wood top* 7489-11



# imagine

## guest seating

healthscapes

guest chair	7420-15	24.25w	26.25d	32.75h
<i>panel arm</i>	seat height	19.00h		
	arm height	27.00h		
	interior arm height	8.00h		
	interior	20.25w	18.75d	16.50h

*also available*

guest chair - *panel arm, black polyurethane arm* 7420-19



2 seat tandem	7422-00	46.50w	26.25d	32.75h
<i>panel arm</i>	seat height	19.00h		
	arm height	27.00h		
	interior arm height	8.00h		

*also available*

2 seat tandem - *panel arm, black polyurethane arm* 7422-19



3 seat tandem	7423-00	68.75w	26.25d	32.75h
<i>panel arm</i>	seat height	19.00h		
	arm height	27.00h		
	interior arm height	8.00h		


*also available*

3 seat tandem - *panel arm, black polyurethane arm* 7423-19



connector middle table - *wood top* 7488-11  
20.50w | 21.00d | 14.75h

connector end table - *wood top* 7487-11  
20.50w | 21.00d | 14.75h



*also available*

connector middle table - *laminated top* 7488-17

connector end table - *laminated top* 7487-17

# imagine

## bariatric guest seating

healthscapes

bariatric chair	7415-21	29.00w	26.25d	32.75h
<i>open arm</i>	seat height	19.00h		
	arm height	27.00h		
	interior arm height	8.00h		
	interior	25.00w	18.75d	16.50h



*additional arm options available - refer to price list*

bariatric chair	7415-31	34.00w	26.25d	32.75h
<i>open arm</i>	seat height	19.00h		
	arm height	27.00h		
	interior arm height	8.00h		
	interior	30.00w	18.75d	16.50h



*also available*

bariatric chair - *open arm, black polyurethane arm* 7415-39

bariatric chair	7425-31	34.00w	26.25d	32.75h
<i>panel arm</i>	seat height	19.00h		
	arm height	27.00h		
	interior arm height	8.00h		
	interior	30.00w	18.75d	16.50h



*also available*

bariatric chair - *panel arm, black polyurethane arm* 7425-39

bariatric chair	7415-41	44.00w	26.25d	32.75h
<i>open arm</i>	seat height	19.00h		
	arm height	27.00h		
	interior arm height	8.00h		
	interior	40.00w	18.75d	16.50h



*additional arm options available - refer to price list*

# imagine

## lounge seating

healthscapes

lounge chair	7430-11	30.00w	29.50d	32.25h
<i>open arm</i>	seat height	18.00h		
	arm height	26.00h		
	interior arm height	6.50h		
	interior	24.00w	20.00d	17.00h

*also shown*

lounge chair - *open arm, black polyurethane arm* 7430-19



lounge chair	7440-11	30.00w	29.50d	32.25h
<i>panel arm</i>	seat height	18.00h		
	arm height	26.00h		
	interior arm height	6.50h		
	interior	24.00w	20.00d	17.00h

*also available*

lounge chair - *open arm, black polyurethane arm* 7440-19



loveseat	7441-11	54.00w	29.50d	32.25h
<i>panel arm</i>	seat height	18.00h		
	arm height	26.00h		
	interior arm height	6.50h		
	interior	48.00w	20.00d	17.00h

*additional arm options available - refer to price list*



sofa	7443-11	78.00w	29.50d	32.25h
<i>panel arm</i>	seat height	18.00h		
	arm height	26.00h		
	interior arm height	6.50h		
	interior	72.00w	20.00d	17.00h

*additional arm options available - refer to price list*



imagine  
benches  
healthscapes

bariatric bench      7450-11      25.00w | 20.75d | 19.50h



bariatric bench      7451-11      30.00w | 20.75d | 19.50h



bariatric bench      7453-11      40.00w | 20.75d | 19.50h



# imagine

## occasional tables

healthscapes

round table 7480-30 24.00d | 23.00h  
wood top  
also available  
round table - laminate top 7480-37



round cocktail table 7480-20 36.00d | 17.00h  
wood top  
also available  
round cocktail table - laminate top 7480-27



corner table 7480-60  
wood top  
corner table 7480-67 23.00w | 23.00d | 23.00h  
laminate top



cocktail table 7480-70 42.00w | 23.00d | 17.00h  
wood top  
also available  
cocktail table - laminate top 7480-77



sofa table 7480-90 52.00w | 16.00d | 29.00h  
wood top  
also available  
sofa table - laminate top 7480-97



# healthscapes



Guest | Tandem | Bariatric | Lounge  
Benches | Occasional Tables

